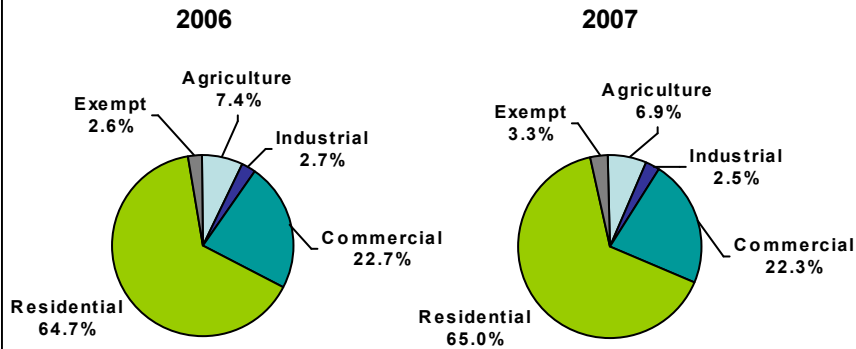


Delaware County

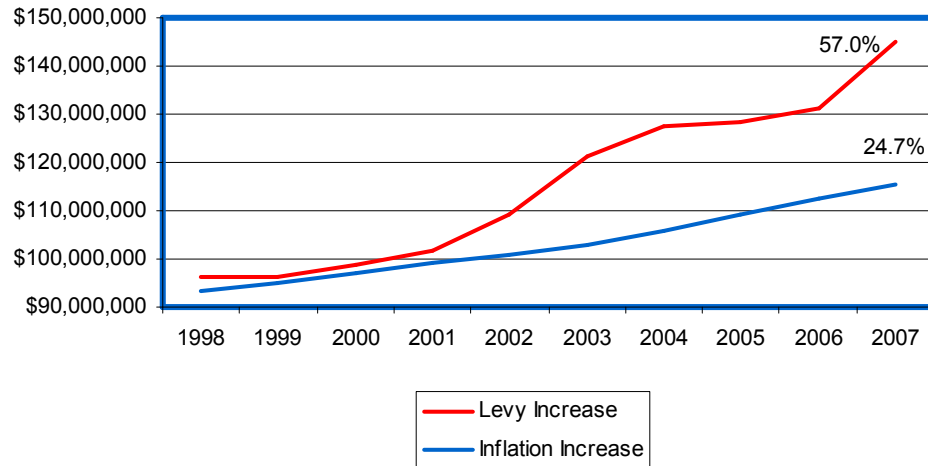
Who Pays Property Taxes?



Values show the percentage of gross assessed value of real property by class.

How much has spending changed?

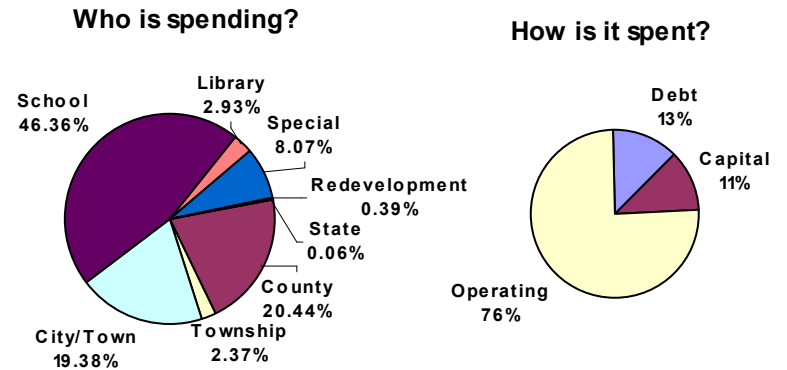
Delaware County
Spending Change



Recent Debt Issued

Year	Unit Name	Issue Type	Total Cost
2006	Monroe Twp	Fire Loan	\$360,000

Who pays property taxes and how?



Unit Name	2006 Levy	2007 Levy	% Change
FAIR / FORESTRY	\$90,320	\$93,867	3.9%
DELAWARE COUNTY	\$29,783,088	\$29,665,866	-0.4%
CENTER TOWNSHIP	\$2,109,591	\$2,281,941	8.2%
DELAWARE TOWNSHIP	\$47,256	\$50,066	5.9%
HAMILTON TOWNSHIP	\$205,648	\$186,796	-9.2%
HARRISON TOWNSHIP	\$72,150	\$77,129	6.9%
LIBERTY TOWNSHIP	\$106,201	\$105,107	-1.0%
MONROE TOWNSHIP	\$123,151	\$158,556	28.7%
MT. PLEASANT TOWNSHIP	\$325,964	\$337,637	3.6%
NILES TOWNSHIP	\$34,302	\$36,478	6.3%
PERRY TOWNSHIP	\$29,305	\$29,796	1.7%
SALEM TOWNSHIP	\$97,085	\$98,361	1.3%
UNION TOWNSHIP	\$44,331	\$45,649	3.0%
WASHINGTON TOWNSHIP	\$27,786	\$28,505	2.6%
MUNCIE CIVIL CITY	\$22,068,381	\$25,286,888	14.6%
ALBANY CIVIL TOWN	\$263,980	\$275,279	4.3%
EATON CIVIL TOWN	\$267,249	\$289,736	8.4%
GASTON CIVIL TOWN	\$133,354	\$159,966	20.0%
SELMA CIVIL TOWN	\$84,722	\$92,648	9.4%
YORKTOWN CIVIL TOWN	\$1,653,847	\$1,721,583	4.1%
CHESTERFIELD CIVIL TOWN	\$66,404	\$56,522	-14.9%
DALEVILLE CIVIL TOWN	\$217,860	\$254,988	17.0%
DELAWARE COMMUNITY SCHOOL CORPORATION	\$8,849,758	\$9,331,754	5.4%
WES-DEL COMMUNITY SCHOOL CORP	\$3,303,901	\$3,505,741	6.1%
LIBERTY-PERRY COMMUNITY SCHOOL CORPORATI	\$3,175,601	\$3,826,862	20.5%
COWAN COMMUNITY SCHOOL CORPORATION	\$2,477,044	\$2,548,042	2.9%
MT. PLEASANT TOWNSHIP COMMUNITY SCHOOL C	\$9,022,122	\$9,812,480	8.8%
DALEVILLE COMMUNITY SCHOOLS	\$2,437,464	\$3,106,225	27.4%
MUNCIE COMMUNITY SCHOOL CORPORATION	\$29,391,294	\$35,160,065	19.6%
MUNCIE PUBLIC LIBRARY	\$3,593,840	\$3,874,548	7.8%
YORKTOWN - MT PLEASANT LIBRARY	\$365,037	\$380,547	4.2%
MUNCIE SANITARY	\$6,789,400	\$7,433,713	9.5%
MUNCIE PUBLIC TRANSPORTATION	\$2,881,534	\$3,512,222	21.9%
DELAWARE AIRPORT	\$504,287	\$543,646	7.8%
EAST CENTRAL INDIANA SOLID WASTE	\$218,274	\$226,845	3.9%
DELAWARE COUNTY REDEVELOPMENT	\$307,221	\$393,818	28.2%
TOWN OF YORKTOWN REDEVELOPMENT	\$7,604	\$7,519	-1.1%
MUNCIE REDEVELOPMENT COMMISSION	\$123,656	\$159,555	29.0%
TOTAL	\$131,300,012	\$145,156,946	10.6%